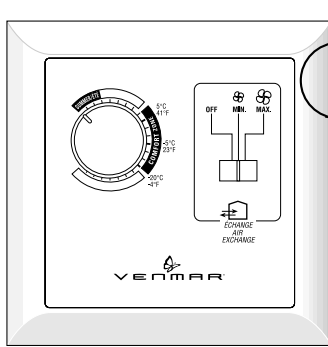
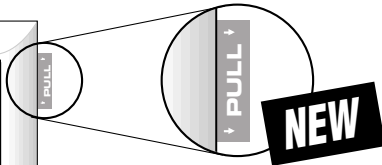


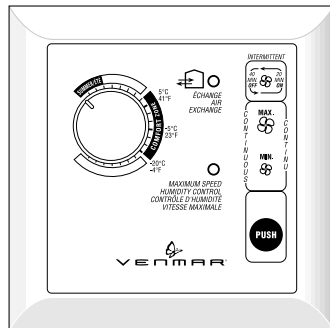
Main controls: AVS and High Efficiency Series



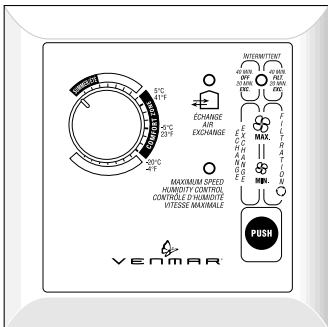
VC0010 **Venta Model*
40310**



An easy to read, pull-out tab for quick access on how to operate the wall control is included.



VC0011 **Supra Model
40320**



VC0013 **Ultima Model
40340**

The nice thing about Venmar systems is that they can be completed with our exclusive "user-friendly" wall controls that meet the homeowner's specific needs. The three contemporary styled controls are housed in white molded plastic cases, designed to fit any interior decor.

All controls come with access to an extra large cable at the base of the wall control for quick and easy installation.

Operation modes

INTERMITTENT EXCHANGE

This mode provides 20 minutes of air exchange per hour. If the dehumidistat or remote switch is activated, the ventilation rate will go to high speed until the conditions are satisfied. This mode is ideal when the home is unoccupied. High speed ventilation will be activated by the dehumidistat or remote switch.

FILTRATION EXCHANGE

This mode provides 20 minutes of air exchange per hour and 40 minutes of filtration to insure superior indoor air quality. If the dehumidistat or remote switch is activated, the ventilation rate will go to high speed exchange until the conditions are satisfied.

MIN. LOW SPEED CONTINUOUS EXCHANGE (OR FILTRATION)

Ideal for normal occupancy, this mode provides a continuous low rate of ventilation. High speed ventilation will be activated by the dehumidistat, pollutant detector or by a remote switch.

MAX. HIGH SPEED CONTINUOUS EXCHANGE (OR FILTRATION)

When occupancy increases, high speed ventilation will help to quickly reduce pollutants.

Features

DEHUMIDISTAT

By adjusting the interior relative humidity according to outside temperature, the homeowner can control condensation on windows.

EXCHANGE INDICATOR (not available on Venta)

This indicates that stale air is being exhausted and replaced by fresh air.

MAINTENANCE INDICATOR (when flashing) (not available on Venta)

After three months of ventilation the INTERMITTENT EXCHANGE light (when flashing) will indicate the need to clean the filters and check for other routine maintenance. Once service is performed, the light is reprogrammed.

MAXIMUM SPEED HUMIDITY CONTROL (not available on Venta)

This light goes ON when the humidity control shifts the unit to high speed, in order to eliminate excess humidity. When this light is ON, the setting of the SPEED CONTROL can still be changed, but these changes will only take place when the HUMIDITY CONTROL MAXIMUM SPEED goes OFF.

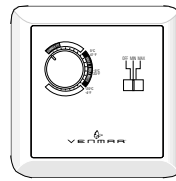
		Venta	Supra	Ultima	Humidity control	Constructo
MODES	OFF Position	√	√	√		√
	Intermittent exchange		√	√		
	Low speed continuous exchange	√	√	√		√
	High speed continuous exchange	√	√	√	√	√
	Low speed continuous filtration			√		
	High speed continuous filtration			√		
DETECTOR TYPES	Humidity control				√	
	Condensation control (Temperature scale)	√	√	√		√
INDICATORS	Mode indicator		√	√		
	Air exchange indicator		√	√		
	Condensation control max. speed indicator		√	√		
	Maintenance indicator with flashing intermittent		√	√		
SWITCHES	Sliding-button	√				
	Push-button		√	√		√
INTEGRATED INSTRUCTION	Instruction pull out tab	√	√	√		

Other main controls



Humidity Control # 11297


Designed to control the maximum desired indoor humidity level during fall, winter and spring. This control is graduated in relative humidity percentage degrees. Ideal for the Constructo Series. Available on all Venmar AVS, High Efficiency and Light Commercial units, as secondary control.



Constructo # 40350

Available only for the Constructo 1.5 and 2.0 units, this control is used to adjust air supply (off, minimum or maximum) and select indoor humidity level.

Optional controls



Wireless Remote Control # 03366

Ideal for renovation projects, this wireless remote control can be installed anywhere needed. An obligatory receiver (#03365) in the basement allows up to 32 controls and can be operated from as far as 500 ft. Press once for 20 minutes of air exchange and once more to turn it off. (Not available for Constructo.)



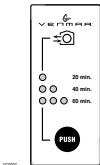
Pollutant Detecting Control # 40330

(Transformer plug-in sold separately #03367)

A ceramic gas sensor is able to measure significant changes in air quality and will activate high speed ventilation until conditions return to normal. Ideal when lighting the fireplace, having parties or for smokers. Adjust the detector according to your sensitivity level.

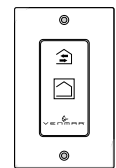
Pollutant Sensitivity: less than 10 ppm.

Detected Chemical Pollutants: - Carbon monoxide, - Cigarette smoke, - Aromatics, - Ketones, - Esters, - Aldehyde, - Phenol, - Hydrocarbons, - Alcohol, - Etc.



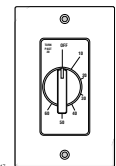
20/40/60-minute push button # 03364

This control provides 20, 40 or 60 minutes of high speed ventilation at the push of a button. Press once, twice or three times to activate and a fourth time to deactivate. A flashing light indicates the setting selected. (Not available for Constructo.)



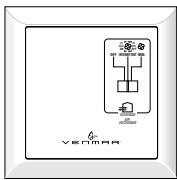
20-minute lighted push button # 12030

This control is installed in bathrooms, kitchens and laundry rooms to provide 20 minutes of high speed ventilation at the push of a button. The switch is supplied and mounted on a white plate.



60-minute mechanical timer # 00910

This timer allows up to 60 minutes of high speed operation to be selected from a remote location.



Interface for "Perfect Climate Comfort Center" (Honeywell) # 40360

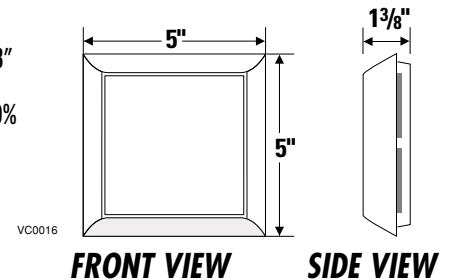
Dimensions and specifications

VOLTAGE: 12 volts DC

DIMENSIONS: 5" x 5" x 1 3/8"

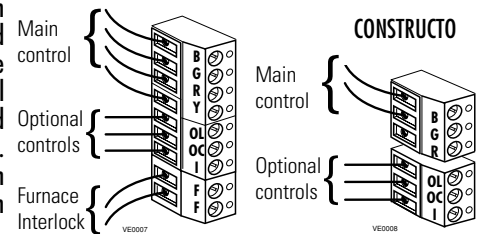
SENSITIVITY:

Humidity: 10% to 90% ± 10%



Installation

All the Venmar main controls are connected using a 4 conductors cable (telephone cable). The wall control is surface mounted - no wiring box is required. The following diagram shows the terminal strip in the control box.



OPTIONAL CONTROLS

A three-wire connection allows up to ten (five for Constructo) lighted push-button switches to be installed in bathrooms, kitchens and laundry rooms. These switches will activate 20, 40 or 60 minutes of high speed ventilation. A dehumidistat or a 60-minute mechanical timer may also be connected to this circuit.

FURNACE INTERLOCK

The furnace fan can be interlocked so it will run simultaneously with the ventilation system to ensure proper distribution of fresh air throughout the house. (except Constructo)

PERMANENT MEMORY

The electronic controls remember which control strategy was in use even after a power failure. Even the date of the last service reminder is maintained as a convenience to the homeowner.

CONTROL UPGRADES

All old or new controls can be used on any HRV or ERV (The Constructo Series only allows the installation of certain wall controls).

Warranty

Subject to any applicable consumer protection legislation, Venmar Ventilation Inc. warrants that the main controls will be free from defective materials and workmanship for a period of five years (two years on optional controls) from the date of purchase under normal use, provided that installation is in accordance with the instructions.



Residential Product Group, 550 Lemire Blvd., Drummondville, QC, Canada J2C 7W9
Tel.: 1-800-567-3855 Fax: 1-800-567-1715

www.venmar-ventilation.com

10/99

PRODUCT SHEET #90310



7 72371 04679 5